

The Kathrein remote control cables are made with connectors to match the Kathrein Remote Control Unit (RCU), Signal Splitter, and Central Control Unit (CCU).

Specifications:

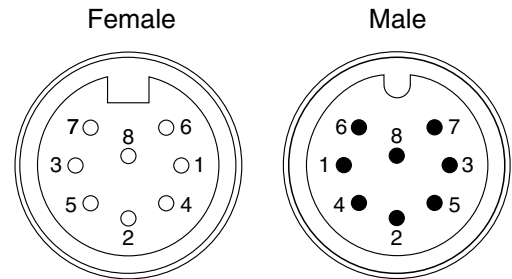
Connectors	2 x 8 pin IEC 60130-9, female/male
Tightening torque for attaching connectors	0.4–0.7 ft-lbf hand tighten only
Construction	Shielded 1 x twisted pair 100 Ω/1 MHz 2 x power supply, 1 x ground AWM style 20317 I/II A/B + 20549 + 20233
Rated current	4 A (power supply) (at 50°C)
Temperature range	-40° to +80° C (fixed position)
Protection class	IP 67 (connected)
Cable diameter	0.3 inch (8 mm)
Flammability	VL 1581 VW-1 CSA FT-1
Minimum bending radius	
one time	2.4 inches (60 mm)
several times	4.8 inches (120 mm)
The male and female connectors of all Kathrein RET products are compatible components designed to operate under the environmental conditions as described in ETS 300 019-1-4 class 4.1 E.	



Order Information:

Model	Length	
840 10407	3.3 ft	(1 m)
840 10408	6.6 ft	(2 m)
840 10409	16.4 ft	(5 m)
840 10410	32.8 ft	(10 m)
840 10432	65.6 ft	(20 m)
840 10411	82.7 ft	(25 m)
840 10412	131.2 ft	(40 m)
840 10433	164 ft	(50 m)
840 10413	196.9 ft	(60 m)
840 10414	262.5 ft	(80 m)
840 10415	328.1 ft	(100 m)
840 10453	344.5 ft	(105 m)
840 10454	360.9 ft	(110 m)
840 10455	377.3 ft	(115 m)
840 10451	492.1 ft	(150 m)
840 10452	656.2 ft	(200 m)

Note: See chart on the reverse showing maximum total control cable lengths allowed for various numbers of RCUs



PIN assignment per AISG:

- 1 +13 V DC (+12 V DC nominal)
- 2 not used
- 3 RS485 B
- 4 not used
- 5 RS485 A
- 6 +29 V DC (+24 V DC nominal)
- 7 DC Return
- 8 not used

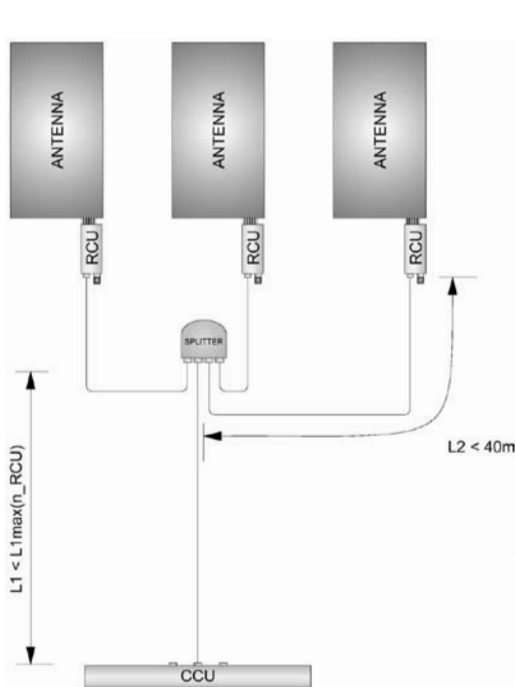


The maximum control cable length (L_{max}) depends on the type of RET configuration.

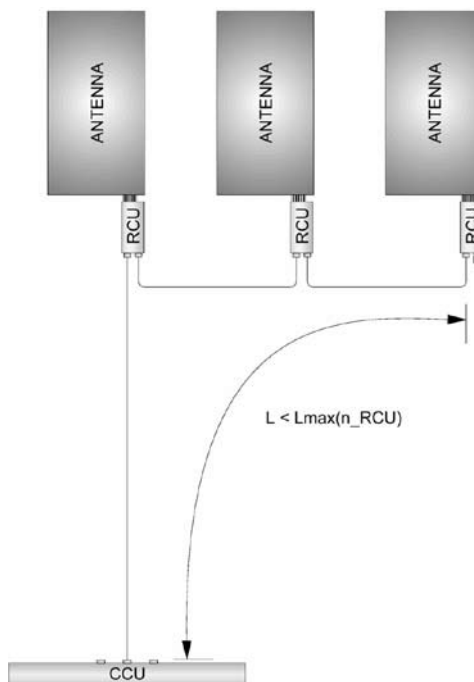
In star configuration with one control cable for each sector, the max. length of the control cable depends on the number of RCUs per sector ($N_{RCU}/sector$). In daisy-chain configuration, the max. length depends on the total number of RCUs (n_{RCU}).

The length values are listed in the tables below.

Star configuration		Daisy-chain configuration	
$N_{RCU}/sector$	$L1_{max}$ in m	n_{RCU}	L_{max} in m
1	220	1	280
2	190	2	270
3	170	3	260
4	150	4	250
5	130	5	240
6	110	6	230
7	100	7	220
8	90	8	210
9	90	9	200
		10	190
		11	180
		12	170
		13	170
		14	160
		15	150
		16	140
		17	140
		18	130
		19	130
		20	120
		21	120
		22	110
		23	110
		24	110
		25	100
		26	100
		27	100



Note: here $L1_{max} = 220m$



Note: here $L_{max} = 260m$

All specifications are subject to change without notice. The latest specifications are available at www.kathrein-scala.com.