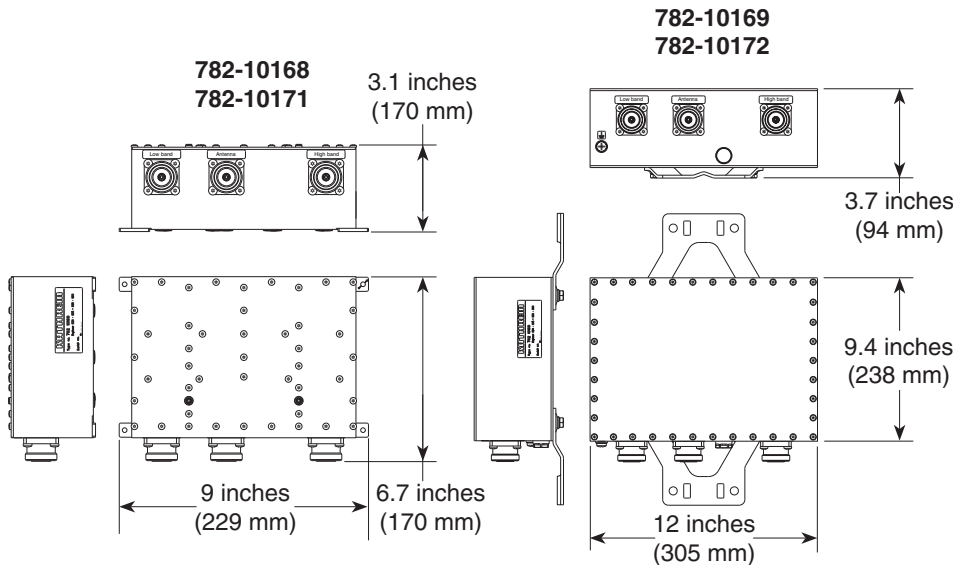


The duplexer is designed to combine/split AMPS Tx and Rx signals to/from one common Tx/Rx antenna in order to save feeder cable and antenna costs

It can be used:

Indoor and outdoor versions.

Built-in DC stop.



782 10168
782 10171



782 10169
782 10172

Specifications:	782 10168	782 10169	782 10171	782 10172
Frequency range				
Low band	824–835 MHz	824–835 MHz	835–851 MHz	835–851 MHz
High band	869–880 MHz	869–880 MHz	880–896 MHz	880–896 MHz
Impedance	50 ohms	50 ohms	50 ohms	50 ohms
VSWR	<1.25:1	<1.25:1	<1.25:1	<1.25:1
Insertion loss				
Antenna→ Low band	<0.5 dB	<0.5 dB	<0.5 dB	<0.5 dB
High band→Antenna	<0.5 dB	<0.5 dB	<0.5 dB	<0.5 dB
Isolation				
Low band↔High band	>85 dB	>85 dB	>85 dB	>85 dB
Maximum input power	<400 watts (high band) max. 8 carriers	<400 watts (high band) max. 8 carriers	<400 watts (high band) max. 12 carriers	<400 watts (high band) max. 12 carriers
Intermodulation (2x20w)	IM3: <-160 dBc	IM3: <-160 dBc	IM3: <-160 dBc	IM3: <-160 dBc
Temperature range	-20° to +55° C	-40° to +60° C	-20° to +55° C	-40° to +60° C
Connectors	7/16 DIN female	7/16 DIN female	7/16 DIN female	7/16 DIN female
Application	Indoor	Outdoor (IP 66)	Indoor	Outdoor (IP 66)
Dimensions*	9 x 6.7 x 3.1 inches (229 x 170 x 80 mm)	12 x 9.4 x 3.7 inches (305 x 238 x 94 mm)	9 x 6.7 x 3.1 inches (229 x 170 x 80 mm)	12 x 9.4 x 3.7 inches (305 x 238 x 94 mm)
Weight	6.2 lb (2.8 kg)	12.1 lb (5.5 kg)	6.2 lb (2.8 kg)	12.1 lb (5.5 kg)
Shipping dimensions	12.2 x 9.9 x 6.4 inches (309 x 252 x 162 mm)	13.7 x 11.7 x 6.8 inches (347 x 297 x 174 mm)	12.2 x 9.9 x 6.4 inches (309 x 252 x 162 mm)	13.7 x 11.7 x 6.8 inches (347 x 297 x 174 mm)
Mounting	Mount using four screws (max. 4 mm diameter)	Wall mount using four screws (max. 8 mm diameter). Mount options for 2 to 4.6 inch (50 to 115 mm) OD masts.	Mount using four screws (max. 4 mm diameter)	Wall mount using four screws (max. 8 mm diameter). Mount options for 2 to 4.6 inch (50 to 115 mm) OD masts.

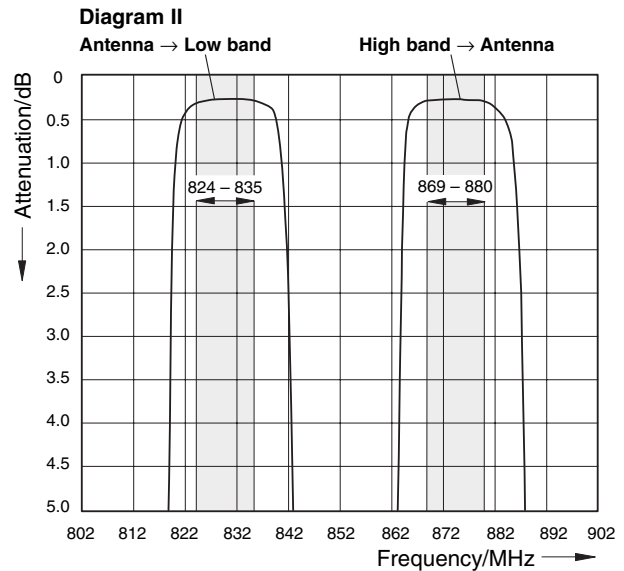
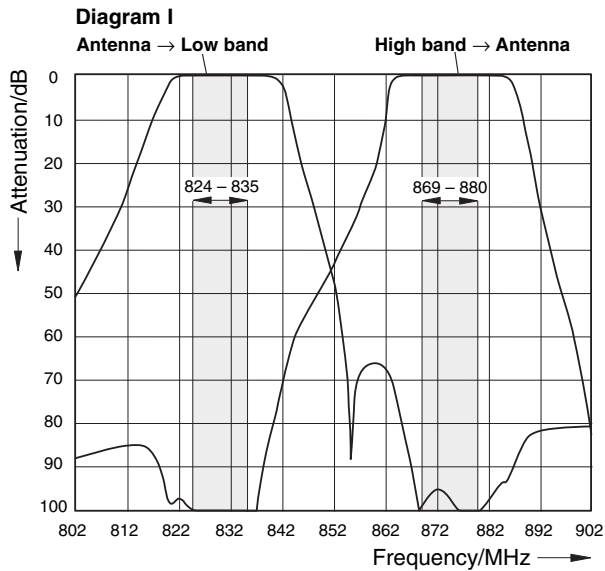
See reverse for order information.



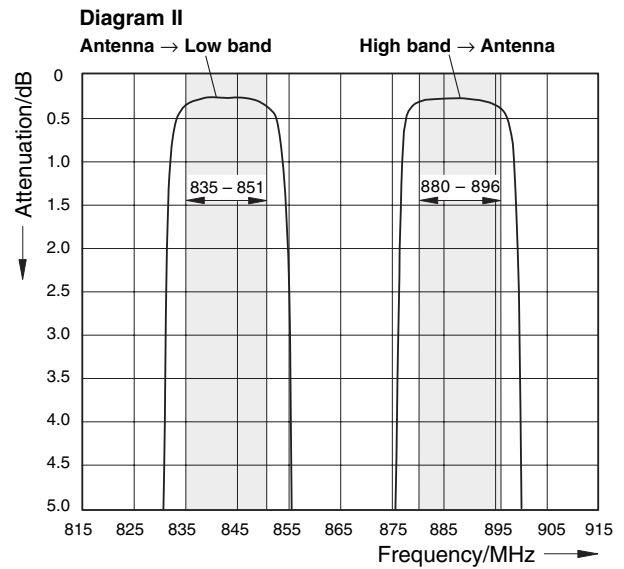
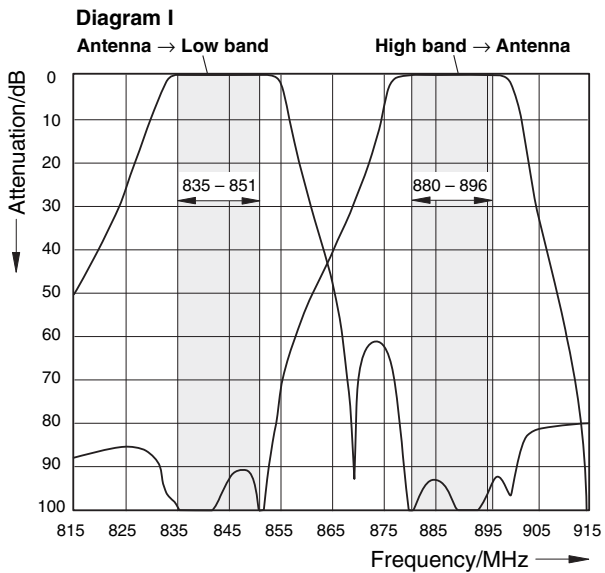
10849-A
936.2284/a



Typical Attenuation Curves (782 10168, 782 10169)



Typical Attenuation Curves (782 10171, 782 10172)



Order Information:

Model	Description
782 10168	Indoor duplexer
782 10169	Outdoor duplexer
782 10171	Indoor duplexer
782 10172	Outdoor duplexer

Mounting Options:

Model	Description
2 x 131 1847	Mounting Kit for 2 to 5.7 inch (50 to 145 mm) OD mast.

782 10169 and 782 10172